


785nm 600mW Wavelength-Stabilized Fiber Coupled Diode Laser

K785A14FN-0.600W (Standard Product)



Features:

- ◆ 600mW output power
- ◆ 785nm wavelength
- ◆ 105 μ m fiber core diameter
- ◆ Narrow Bandwidth $\Delta\lambda < 0.12\text{nm}$
- ◆ 0.22N.A.

Applications:

- ◆ Laser Raman
- ◆ Spectroscopy
- ◆ Sensing
- ◆ Medical
- ◆ Military

BWT Beijing's high power diode laser modules are manufactured by adopting specialized fiber-coupling techniques, resulting in volume products with a high efficiency, stability and superior beam quality. The products are achieved by transforming the asymmetric radiation from the laser diode chip into an output fiber with small core diameter by using special micro optics. Inspecting and burn-in procedures in every aspect come to a result to guarantee each product with the reliability, stability and long lifetime.

Our research staffs are constantly improving and innovating the processing technology in the producing process, based on the professional knowledge and experience accumulated in long-terms. We are also continuously developing new products to meet customers' specific needs.

At BWT Beijing, to provide high quality products with reasonable price is our always goal.

785nm 600mW Wavelength-Stabilized Fiber Coupled Diode Laser
K785A14FN-0.600W (Standard Product)

Specifications (25°C)		Symbol	Unit	K785A14FN-0.600W		
				Minimum	Typical	Maximum
Parameter ⁽¹⁾	CW Output Power	P _o	W	0.6	-	-
	Threshold current	I _{th}	A	-	0.4	-
	Operating current	I _{op}	A	-	1.1	1.5
	Operating voltage	V _{op}	V	-	1.9	2.2
	Reverse Voltage	V _{re}	V	-	2.5	-
	Slope Efficiency	η	W/A	-	0.9	-
	Electrical-to-Optical Efficiency	PE	%	-	30	-
	Center wavelength	λ _c	nm	784.5	785.0	785.5
	Spectral width(FWHM)	Δλ	nm	-	0.06	0.12
	Wavelength Shift with Temperature	-	nm/°C	-	0.01	-
	PD	I _{pd}	μA	-	300-500	-
	TEC Max. Current	I _{tec}	A	-	-	2.2
	TEC Max. Voltage	V _{tec}	V	-	-	8.75
Fiber Date	Buffer diameter	D _{buf}	μm	-	250	-
	Cladding diameter	D _{clad}	μm	-	125	-
	Core diameter	D _{core}	μm	-	105	-
	Numeric aperture	NA	-	-	0.22	-
	Fiber length ⁽²⁾	l _f	m	-	1	-
	Fiber connector ⁽³⁾	-	-	-	FC	-
	Fiber Bend Radius	-	mm	37.5	-	-
Others	ESD	V _{esd}	V	-	-	500
	Storage temperature	T _{stg}	°C	-20	-	70
	Lead Soldering Temp	T _{is}	°C	-	-	260
	Lead Soldering Time	t	sec	-	-	10
	Operating case temperature	T _{op}	°C	15	-	35
	Relative Humidity	RH	%	15	-	75

(1) Data measured under operation output at 600mW.

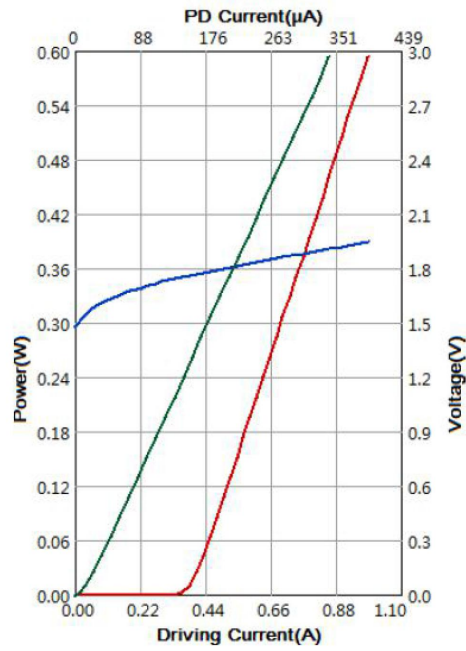
(2) Other fibers available upon request.

(3) Other connectors available upon request.

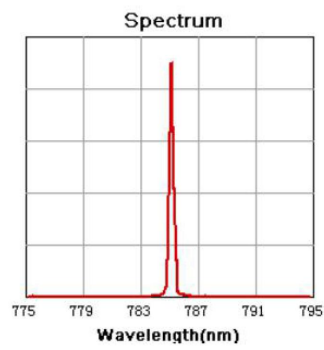
(4) Operating temperature defined by the package case. Acceptable operating range is 15 - 35C, but performance may vary.

785nm 600mW Wavelength-Stabilized Fiber Coupled Diode Laser
K785A14FN-0.600W (Standard Product)

Characteristics

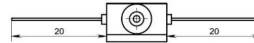
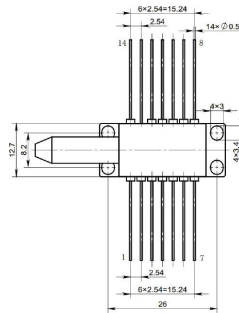
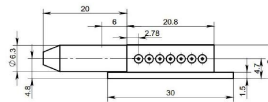


Typ. spectrum(T=25°C)



785nm 600mW Wavelength-Stabilized Fiber Coupled Diode Laser
K785A14FN-0.600W (Standard Product)

Package Dimensions (mm)



Pins	Function	Pins	Function
1	TEC (+)	8	-
2	Thermistor	9	-
3	PD (+)	10	LD (+)
4	PD (-)	11	LD (-)
5	Thermistor	12	-
6	-	13	Case
7	-	14	TEC (-)

※ Thermistor: $R_t 10k\Omega (25^\circ\text{C})$, $\beta 3477 \pm 3\%$ @ $-25^\circ\text{C}/+75^\circ\text{C}$

OPERATING NOTES

- ◆ Avoid eye exposure to direct or scattered radiation.
- ◆ ESD precautions must be taken.
- ◆ Please connect pins to wires by solder instead of using socket when operation current is higher than 6A.
- ◆ Soldering point should be close to the root of the pins. Soldering temperature should be lower than 260°C and time shorter than 10 second.
- ◆ Use constant current power supply. Avoid surge current.
- ◆ Laser diode must be used according to the specifications.
- ◆ Laser diode must work with good cooling.
- ◆ Operation temperature is $15^\circ\text{C} \sim 35^\circ\text{C}$.
- ◆ Storage: $-20^\circ\text{C} \sim +70^\circ\text{C}$, all pins short-circuit.



Declaration: information and specifications contained herein are deemed to be reliable and accurate. BWT Beijing reserves the right to change, alter or modify the design and specifications of these products at any time without notice.18-1